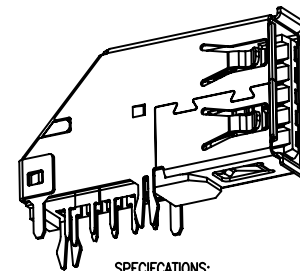
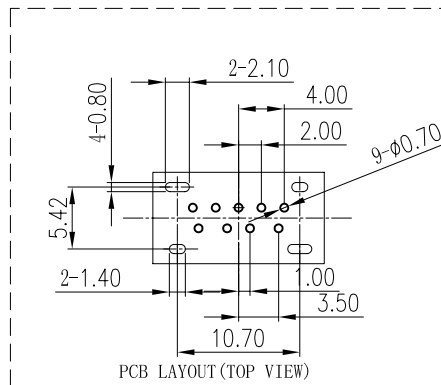
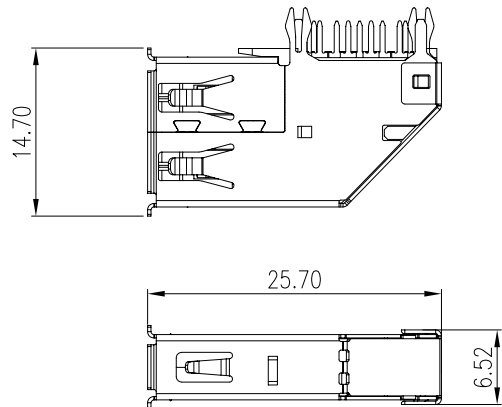
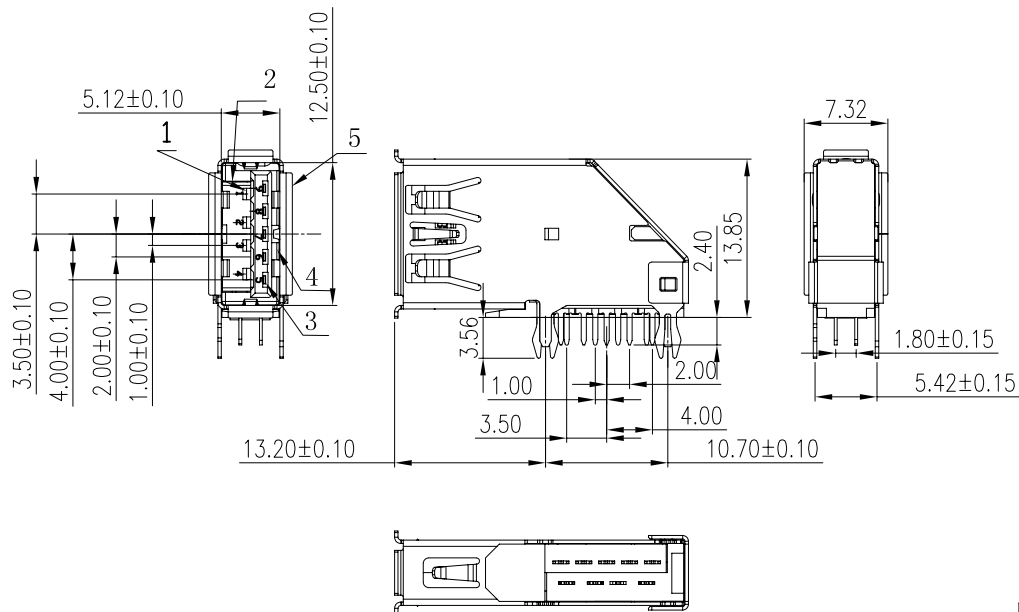


RoHS  
Compliant

REV.	ECN NO.	DESCRIPTION	DRAW	CHECK	APPD.	DATE
A0				—		



**SPECIFICATIONS:**  
 Contact current Rating:  
 1.8 Amperes for pin1&pin4.  
 0.25 Amperes other contacts  
 Dielectric Withstanding Voltage:AC 100V(RMS)  
 Insulation resistance:100Megohms Minimum.  
 Contact Resistance:  
 30mΩ Max for pin1&pin4  
 50mΩ Max for other contacts  
**Mechanical Characteristics:**  
 Mating Force:3.5 Newtons.Maximum  
 Unmating Force:10 Newtons.Minimum.  
 operating Temperature:-55°to+85°



Pin Number	Signal Name	Pin Number	Signal Name
1	VBUS	5	SSRX-
2	D-	6	SSRX+
3	D+	7	GND
4	GND	8	SSTX-
Shell	Shield	9	SSTX+

ITEM	PART NAME	Material	Q'TY	REMARK
1	4P Semi-	Housing LCP	1	Black &Blue UL94V-0
2	manufactured Goods	Contact COPPER ALLOY	4	T=0.25 Plating Gld/Tin
3	5P Semi-	Housing LCP	1	Black &Blue UL94V-0
4	manufactured Goods	Contact COPPER ALLOY	5	T=0.25 Plating Gld/Tin
5	Shell	SUS304-1/2H	1	T=0.3

UNITS mm	SCALE 1:1	REV. A0	SHEET 1 OF 1
		DATE 2011-02-11	TITLE: USB 3.0 A F 侧插90度
GENERAL TOLERANCE		DR. LI JI LIN	MAT'L SEE TABLE
0. ±0.30 0.0 ±0.25 0.00 ±0.25 0.° ±4° 0.0° ±2°		CHK. XU XUE JUN	
		APPD. Kevin.XU	DWG.NO. A

**库乐科技**

FINISH SEE TABLE

PART NO.  
SEE TABLE

SIZE  
A4